

SHIPYARD

MARINE
BENCHMARK

UTILISATION

LONDON
GOTHENBURG
Email:

Tel: +44 (0) 7435 994 347
Tel: +46 (0) 31 69 85 00
info@MarineBenchmark.com

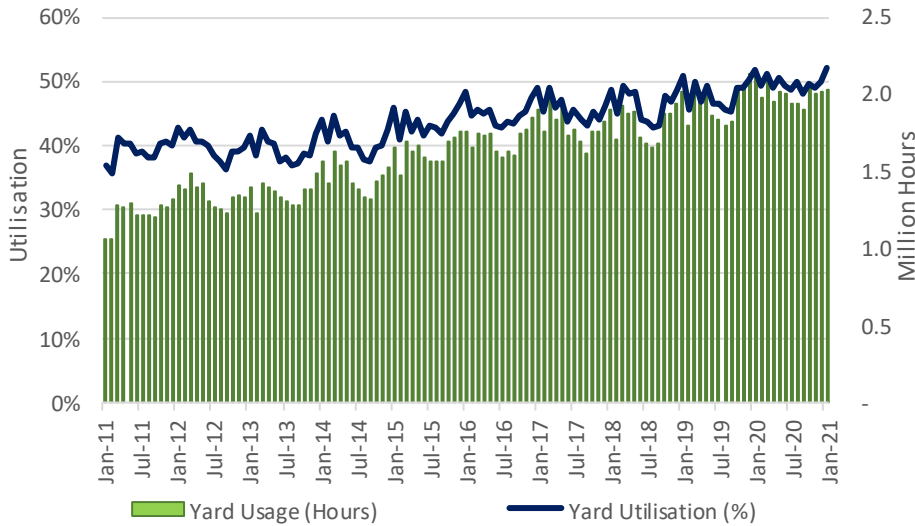
Jan
2021

Global Yard Utilisation: **52%** ▲
(Dec20: 50%)

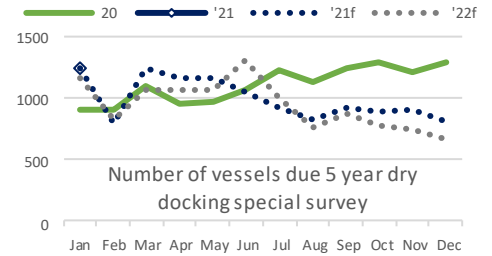
European Yard Utilisation: **55%** ▲
(Dec20: 52%)

Asian Yard Utilisation: **49%** ▲
(Dec20: 48%)

Global Shipyard Utilisation



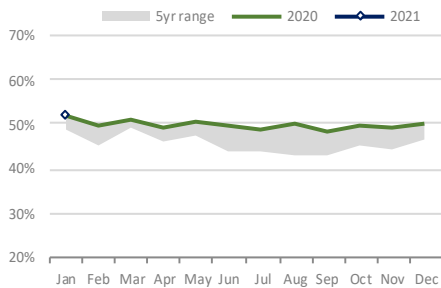
Dry Docking Outlook



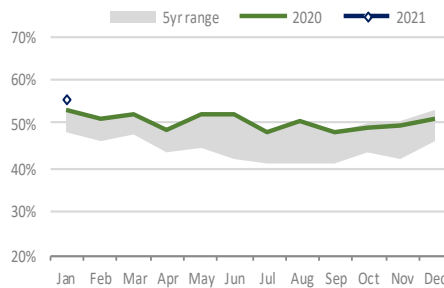
Global Shipyard Utilisation

	Jan 2021	Dec 2020	Jan 2020
NW Europe	55%	51%	53%
Med	55%	53%	56%
NE Asia	50%	49%	50%
SE Asia	48%	46%	51%
Global	52%	50%	52%

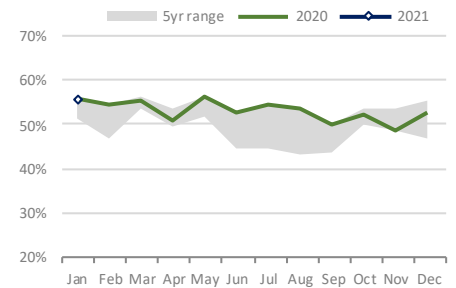
Global Utilisation



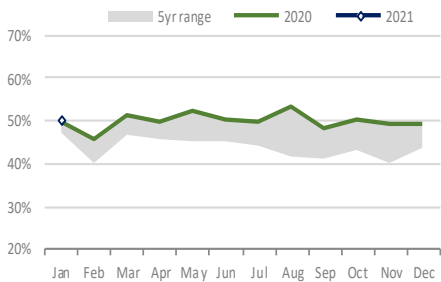
NW Europe Utilisation



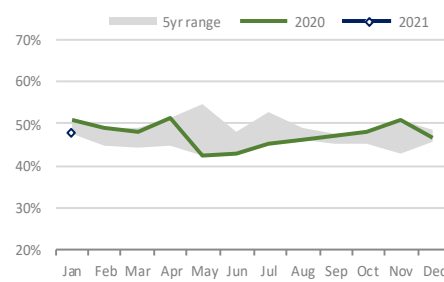
Mediterranean Utilisation



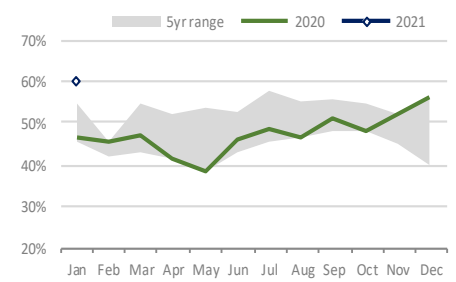
NE Asia Utilisation



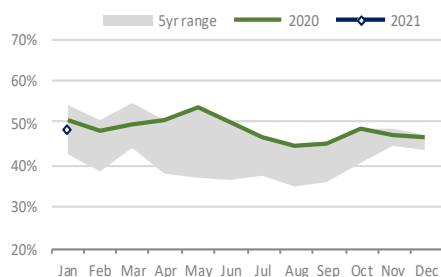
SE Asia & Oceania Utilisation



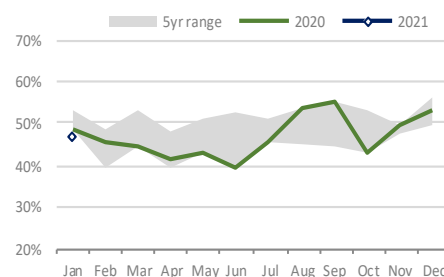
Sub Continent Utilisation



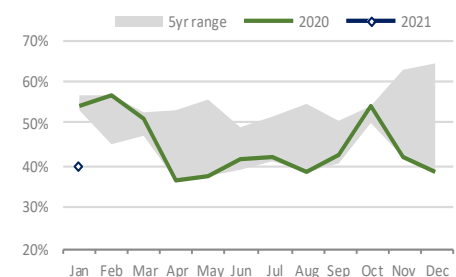
N America Utilisation



S America Utilisation



Africa Utilisation



Marine Benchmark AB
Talattagatan 10, 426 76 Västra
Frölunda, Sweden

For more information contact:
Sales@MarineBenchmark.com

© 2020 Marine Benchmark

Benchmark
Yard